




Y6 Welcome Task.  
Art.

Myself, my dream, my hope, my wish.

Task.  
Create a piece of artwork that is all about You. Your dreams, your hopes, your wishes, your talents, your qualities, YOU.



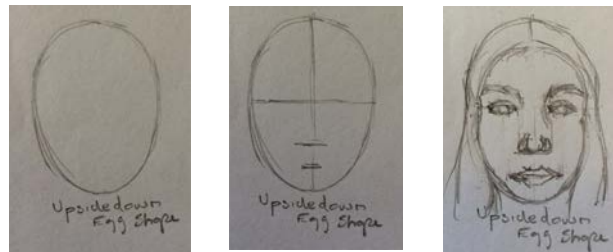
## Starting Point.

- Make a list of everything that is important to you. Your list might include things, objects as well as ideas and beliefs.
- Next to each item in the list make a simple drawing that represents that item. You could draw a simple pattern, symbol or design.




## Next stage.

- You are creating a piece of work about You. You can create a self portrait or you might create a design reflecting your dreams and wishes.
- If you are having a go at a portrait you might want to use the following to help you.



## Next stage.

- Once you have your basic shape, draw in your facial features, eyes, nose, hair, eyebrows etc.
- Go back to your list and start to draw in your symbols, patterns and designs. You can draw into the background and over the top of your portrait, you can overlap your drawings if you wish. If you are not working with the portrait idea, just be very creative in arranging your symbols.



## Last thought - Colour

- Colour is wonderful for adding expression and mood to your work. Warm bright colours such as reds and oranges can make a piece of work more joyous, cooler colours such as blues, light purples and light greens can do the opposite. Dark colours can create an air of mystery. Think about how you want colour to work for you. Use any materials available.

